









Recorded metalworking areas

-  Area of floor sweepings/cold metal working
-  Bronze casting (x10); gold casting (x2)
-  Bronze casting (x15)
-  Bronze casting (x3)
-  Bronze casting (x7)
-  Furnace location
-  Pewter casting (x30)
-  Trewortha plan PG

Cu (above 10,000mg/Kg removed)

-  19.93494225 - 174.7411211
-  174.7411212 - 329.5472999
-  329.5473 - 484.3534787
-  484.3534788 - 639.1596576
-  639.1596577 - 793.9658364
-  793.9658365 - 948.7720153
-  948.7720154 - 1,103.578194
-  1,103.578195 - 1,258.384373
-  1,258.384374 - 1,413.190552

0 0.5 1 2
Meters